

How to properly separate and dispose of Recyclable resources and garbage

Write your name.



Classification	Collection areas and days	
Combustible Garbage (twice a week)	Motokomezaki, Mukoyama, Yokobori, Tsutsumi, Nukada-minamigou, Nukada-kitagou, Nukada-higashigou	Monday
	To, Tasaki, Ouchi, Shimoedo, Kamikunii, Kounosu, Tozaki, Kashima(in Naka area), Kadobe, Kitasakaide, Minamisakaide, Kotoku, Nakazato, Hirano	Thursday
Dispose by designated bag (Green bag)	Sugaya, Sugi, Takenouchi, Urizura-kami (except Tamagawa), Urizura-naka, Urizura-shimo	Tuesday Friday
	Fukuda, Godai, Nakadai, Higashi-kinokura, Nishi-kinokura, Toyobami, Tsuda, Kamigachi, Iida, Shizu, Shimooga, Kashima(in Urizura area), Tamagawa	Wednesday Saturday

Designated bag for combustible garbage (Green bag)

★Put out at the designated collection place near your house by **8a.m.** on the morning of collection.

(You can dispose max. **5bags** per a household) Don't put out on another day and place.

★Write your name on the designated bag and sort garbage correctly.

★We can't collect trash from restaurants, stores and companies.

<p>Kitchen waste Drain water well</p> <p>※生ごみ処理機の購入費補助については、8ページをご覧ください。</p>	<p>Clothes Remove metals</p> <p>はね入りのごみは、必ず取り除いてください。</p>	<p>Leather products Bag, shoes, etc</p>
<p>Cooking oil Absorb or coagulate</p>	<p>Paper diaper Remove excrement</p>	<p>Plastics Vinyl, rubber, Toys, videotape, etc</p>
<p>Tree branch 太さ5cm以内 長さ50cm以内 直径30cm以内</p> <p>太さ5cm以内 長さ50cm以内 直径30cm以内</p>	<p>Polyethylene Tank</p>	<p>— 注意 —</p> <ul style="list-style-type: none"> ●木くずは1本の太さ5cm以内・長さ50cm以内のものを直径30cm程度に紐で束ね、指定袋を付けて(巻き付けて)出されたものは収集します。その際、1回に出す量は3束までです。多量の場合は環境センターに直接搬入するか、処理業者に依頼してください。(有料) ●使い捨てライターは完全に使い切ってください。 ●おもちゃ類・革製品等の金属類はできるだけ取り外してください。 ●燃えるごみは可燃性ごみで、一般家庭の少量のものに限ります。

Bind a bundle with strings and designated green bag.

★Cooking oils are absorbed to paper or cloth, or use coagulant.









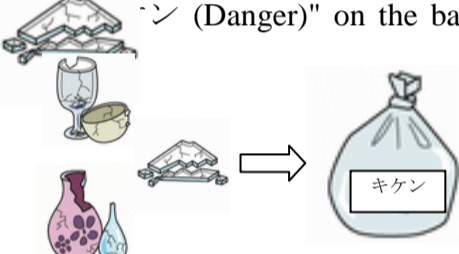

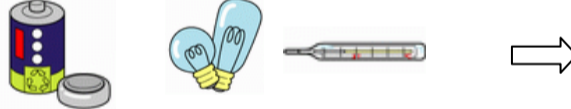

★Tree branch : The maximum permissible dosage $\phi \leq 5\text{cm}$, length $\leq 50\text{cm}$, diameter of a bundle $\leq 30\text{cm}$, max 3 bundles per a household

★Polyethylene tank : Empty oil and rinse with water.

★Throwaway lighter : Don't leave gas. (Left gas causes to an explosion accident of garbage collecting car.)

★We can't collect trash of restaurants, stores and companies.

●Recyclable items (Cans , PET bottles , Bottles , Papers, Harmful refuses)

Classification	Contents	Caution	Collection days
Cans Dispose by container 	<ul style="list-style-type: none"> ○ Empty cans, metal materials, umbrella frame, aluminum foils ○ Small household appliances (within 30cm) ex. desk lamps, toasters, blowers, Portable radios etc. ○ Gas canisters and spray cans must be emptied their contents.  	<ul style="list-style-type: none"> • Rid household appliances of dry batteries certainly. • Spray cans and gas canisters are emptied their contents, and put a hole in cans and deflate of gas at outdoor. • Knives and other cutlery are wrapped in newspaper, and write "キケン"(Dangerous). 	(Look at the schedule of Collection days.) Cans and PET bottles day (カン類・ペットボトル)
PET Bottles Dispose by designated bag (Yellow bag)	<ul style="list-style-type: none"> ○ PET bottles  <p>※ PET bottle identification mark</p> <p>Write your name.</p> 	<ul style="list-style-type: none"> • Take off cap and rinse with water and crush. Put in the designated trash bag. • Metal caps are included in Cans. Plastic caps are included in combustibles. 	
Bottles Dispose by container 	<ul style="list-style-type: none"> ○ Empty bottles, Glasses, Dishes, Vases ○ Returnable bottles ex. Beer bottles, Sake bottles 	<ul style="list-style-type: none"> • Put pieces of broken glass and a transparent bag, and write "キケン (Danger)" on the bag. 	Bottles and Papers day (ビン類・紙類・有害ごみ)
Papers	<ul style="list-style-type: none"> ○ Magazines, Cardboards, Newspapers, Drink boxes such as milk cartons  <p>Inside white only</p>	<ul style="list-style-type: none"> • Drink boxes such as milk cartons are O.K only if white inside. Rinse with water and open up and dry out. • Tie fast and crosswise with a string 	
Harmful refuses	<ul style="list-style-type: none"> ○ Electric bulbs, Clinical thermometers, Dry batteries  	<ul style="list-style-type: none"> • Put dry batteries in a collection bag or transparent bag, and write clearly "ユウガイゴミ" (Harmful refuse) on the bag. 	Bottles and Papers day (ビン類・紙類・有害ごみ)





★You can dispose these refuses at designated collection place near your house.

●Recyclable items (Styrofoam, Fluorescent lamps)





★These item's collection places are different from other recyclable items.

★Look at the schedule of Collection days.

Classification	Contents	Caution	Collection days
Styrofoam Dispose by Designated bag (Yellow bag)	<ul style="list-style-type: none"> ○ Styrofoam (Food trays, Packing between items etc.) ※ Styrofoam identification mark <p>Write your name.</p>  	<ul style="list-style-type: none"> • Wash food trays first and dry before dispose. 	Styrofoam (発泡スチロール)
Fluorescent Lamps	<ul style="list-style-type: none"> ○ Fluorescent lamps 	<ul style="list-style-type: none"> • Put in the collection box at the designated area.(gray box ↓) 	Fluorescent Lamps (蛍光灯)

● Large-size refuses

Classification	Contents	Caution	Collection days
<p>Large-size refuses</p>	<p>○ Please look at the section of large-size refuses on <i>the schedule of collection days</i>.</p> <p>Examples of collectable items are below.</p>  <p>Examples of Un-collectable items are below.</p> <p>※ You can't put out Refrigerators, Washing machines, Television sets, Air-conditioners, and these items. .</p>  <p>Tatami, Construction waste, Paint, Car parts, Timber, Ceramic tile, Plaster board, Tire, Car battery, Fire extinguisher, Vending machine, Concrete block, Heat insulating material, Waste oil, Motor bicycle, Industrial wastes, Personal computer, Industrial medicines</p>	<ul style="list-style-type: none"> • Remove fuel from stoves and motorbikes of 50cc displacement sure (Watch for the fire). • Concerning the area not written at the section of large-size refuse, the head of the community will notify you via “Kairan” (回覧) . 	<p>Large-size refuse Day (粗大ごみ)</p> <p>Or</p> <p>designated place by notice.</p>

★ Attention : Garbage trucks differ each classifications of recyclable items, so sometimes the collection time differs.

★ In case you put out lots of refuses(ex. in case of moving), carry directly to Environmental Center by yourself.

• Open time of Environmental Center …Monday ~Friday 8:30~11:30 13:00~16:30, Saturday 8:30~11:30
Unavailable on Sunday and National holidays

• The charge to dispose…Up to 90kg, costs 300yen. Over 90kg, 150yen is added per 1kg.

• Environmental Center's regular holidays …Sundays, National Holidays, 14th, 15th August, December 31st ~January 3rd

Reference	Combustible Garbage	Environmental section(Kankyo-ka), Naka City Hall	☎ 2 9 8 - 1 1 1 1 (ext. 447, 448)
	Recyclable items (Cans, PET bottles, Bottles, Papers, Styrofoam, Harmful refuses, Large-size refuses)	Omiya area environmental service association Environmental Center (Kankyo-Center)	☎ 2 9 6 - 1 7 4 4